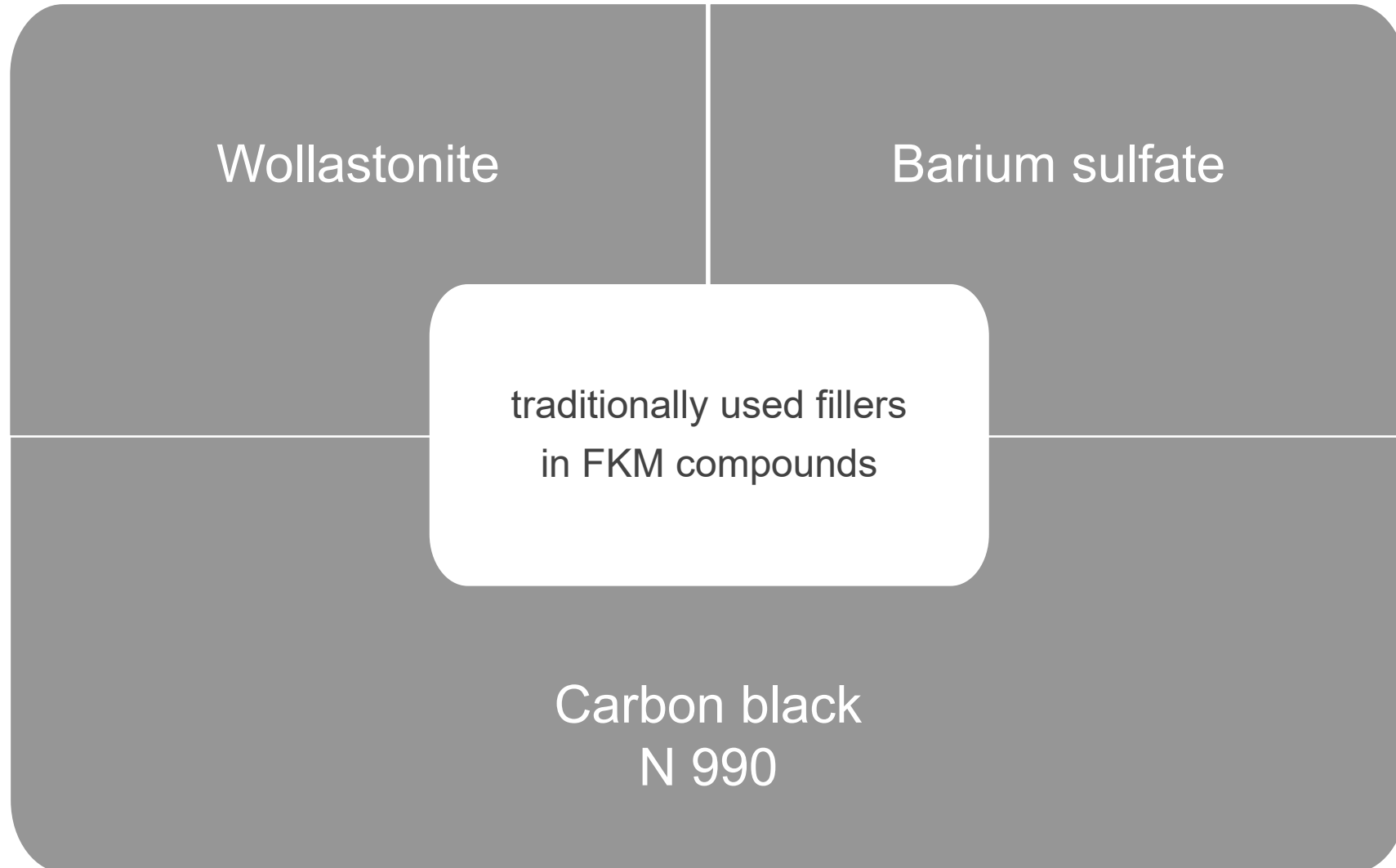


Neuburg Siliceous Earth
as a tintable alternative to carbon black N 990
in bisphenolic-cured FKM




Status quo






Objective



Is **Neuburg Siliceous Earth** an alternative for CB N 990 in bisphenolic-cured FKM compounds?

Demonstrating the property profile of suitable products.




Formulation

in phr		N 990	NSE
Viton A-201C	FKM, ML 1+10 (121 °C): 20 MU high curative level	100	100
Elastomag 170	MgO	3	3
Vulcofac F45	Ca(OH) ₂	6	6
N 990	Carbon black	30	-
NSE	Neuburg Siliceous Earth	-	45



Fillers and characteristics

Filler	Description	Functionalization
N 990	Carbon black MT	-
Sillitin V 85	Neuburg Siliceous Earth, d_{50} : 5.0 μm	-
Aktisil Q	Neuburg Siliceous Earth, d_{50} : 5.0 μm	Methacryl
Aktisil AM	Neuburg Siliceous Earth, d_{50} : 2.4 μm	Amino



Compound preparation and curing


Mixing	
Open mill	Ø 150 x 300 mm
Batch weight	approx. 1 kg
Temperature	50 °C 30 °C for removing the sheet off the mill
Mixing time	approx. 15 min.
Curing and post-cure	
Cure	10 min. / 177 °C
Post-cure	24 h / 232 °C
All values shown refer to post-cured specimens unless otherwise noted.	



Tests

PrüfungTest	Standard	Conditions
Mooney Viscosity ML 1+4	DIN 53 523, Part 3	100 °C
Curemeter testing	DIN 53 529, Part 1 – 4	177 °C, 0.2 ° deflection
Tensile test	DIN 53 504, S2	
Compression set	DIN ISO 815-1, Type B	70 h / 232 °C / 25 % defl.
Tear resistance	DIN ISO 34-1, A	
Storage in hot air	DIN 53 508	70 h / 232 °C
Immersion in liquid media	DIN ISO 1817	Dest. water, 168 h / 60 °C Fuel FAM B, 70 / 23 °C Oil OS206304, 168 h / 150 °C

Neuburg Siliceous Earth vs. N 990



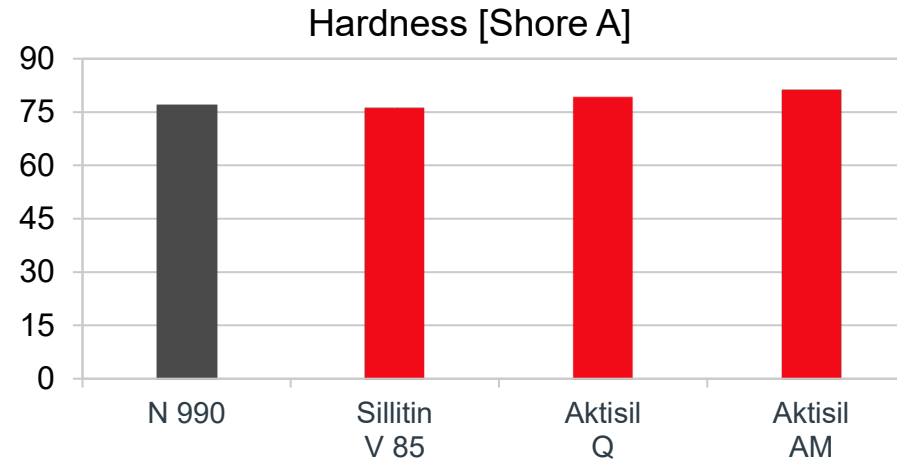
30 phr N 990

45 phr NSE

Hardness range
 80 ± 5 Shore A



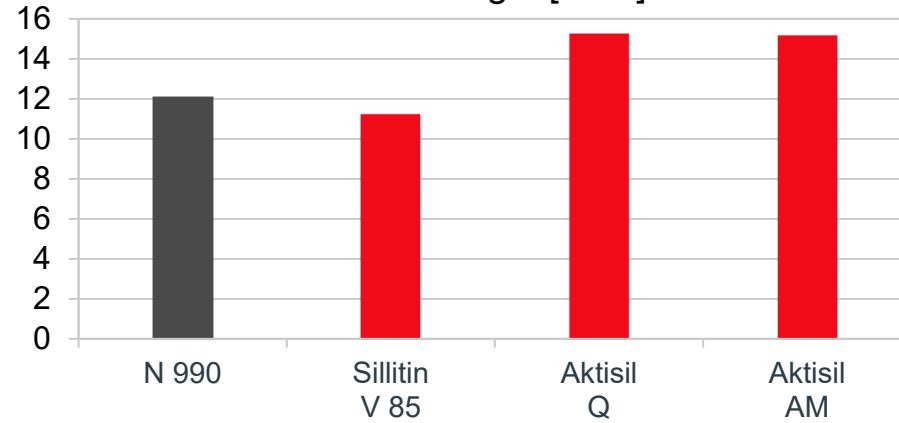
Hardness



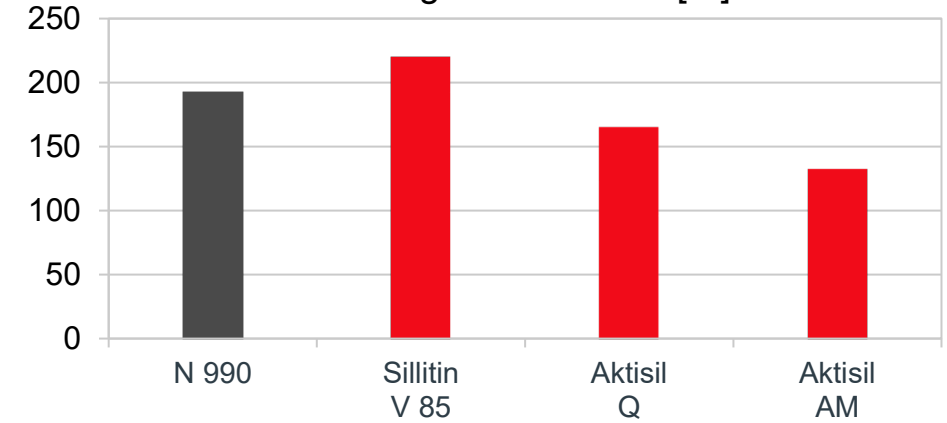


Tensile tests

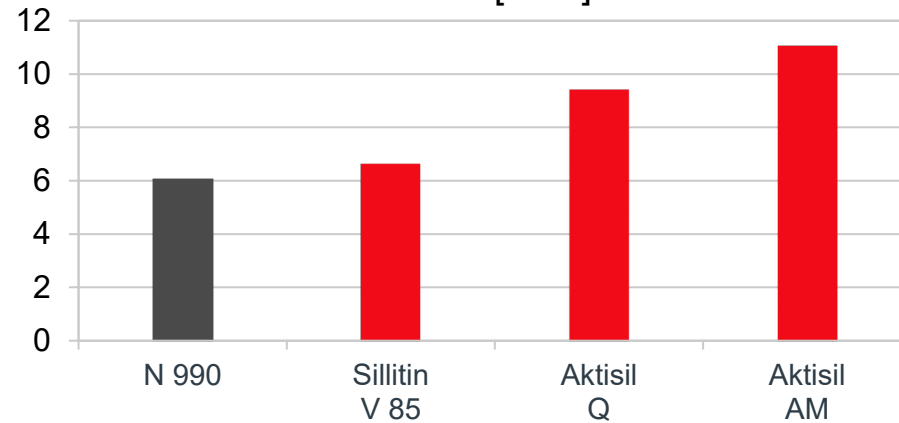
Tensile strength [MPa]



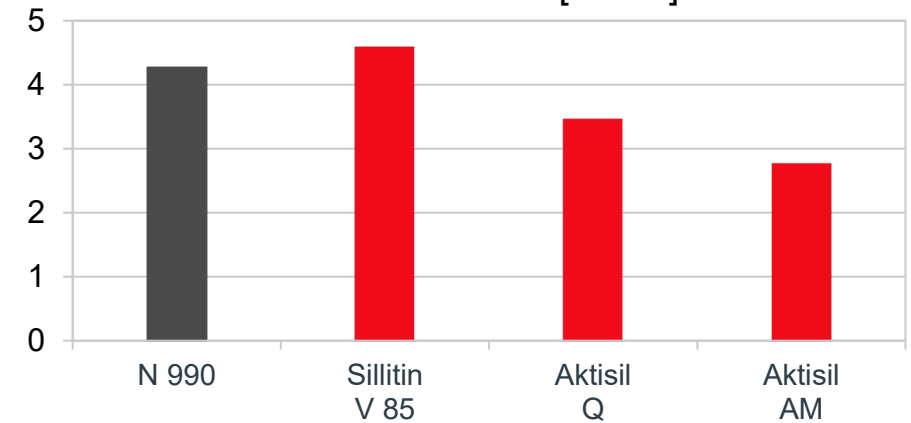
Elongation at break [%]



Modulus 100 % [MPa]

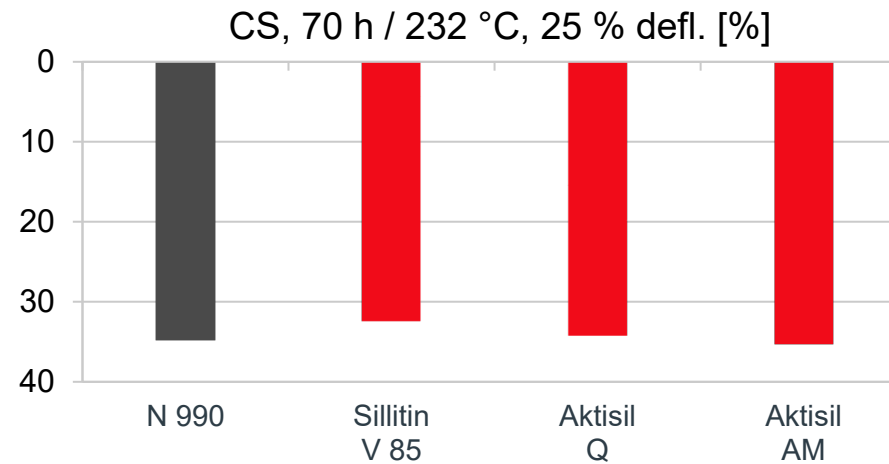
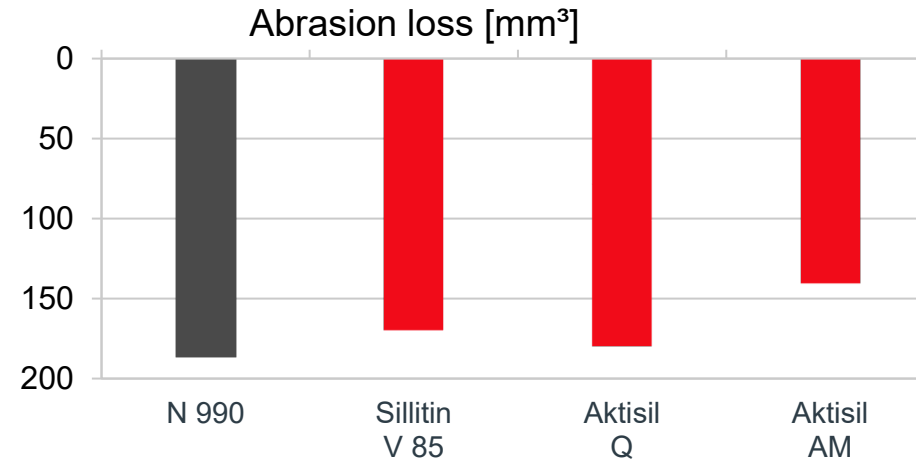


Tear resistance [N/mm]



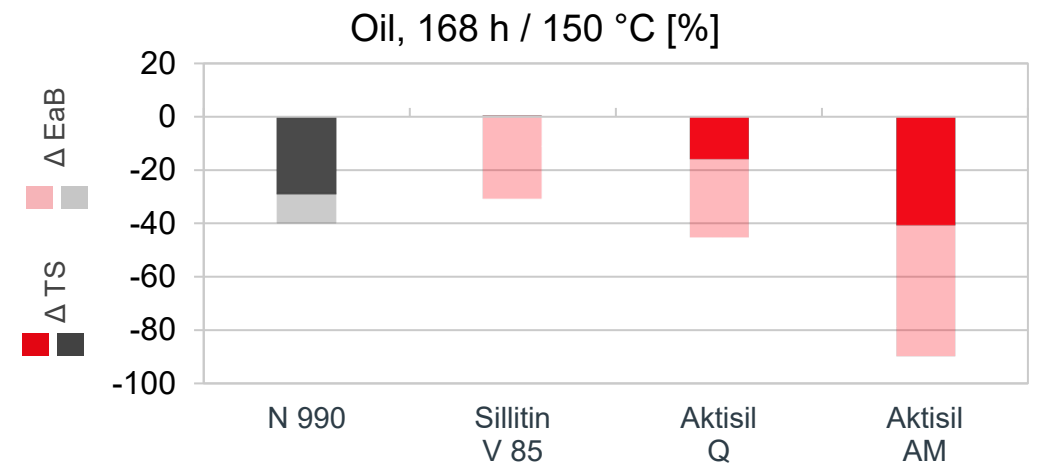
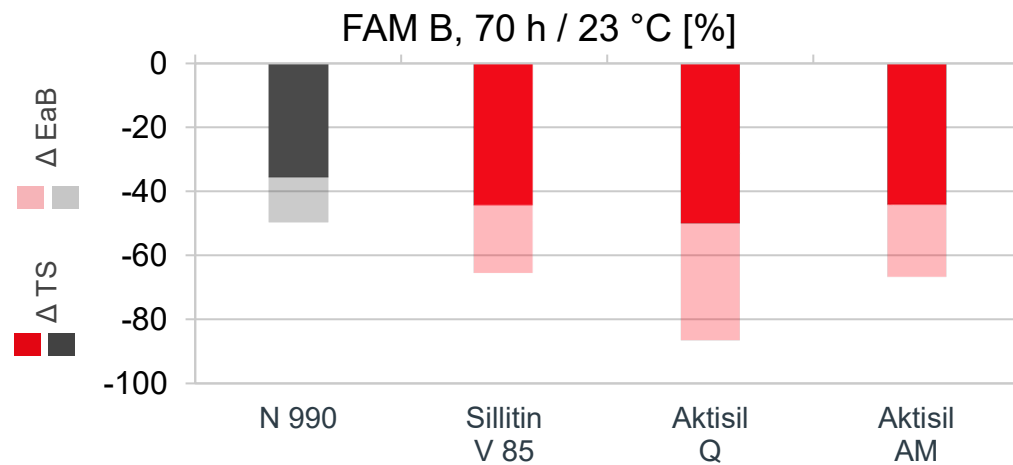
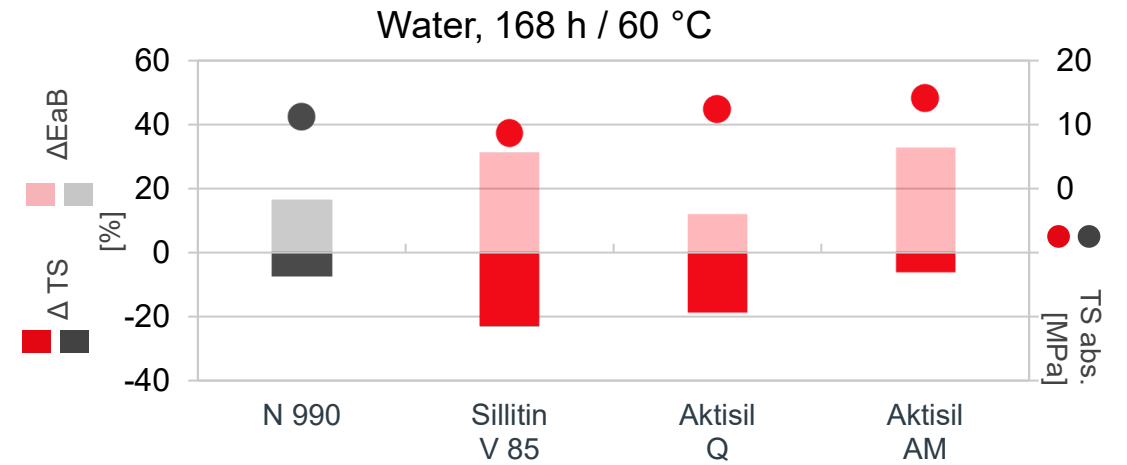
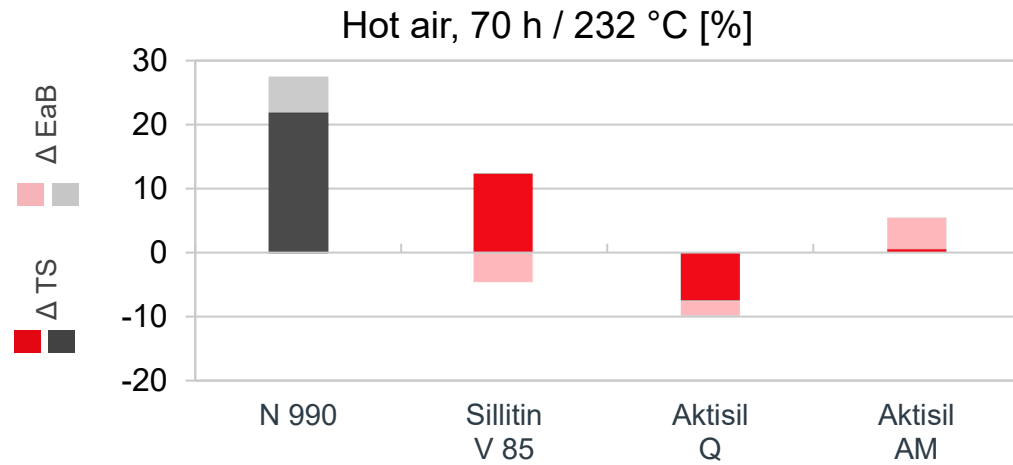


Abrasion resistance and compression set





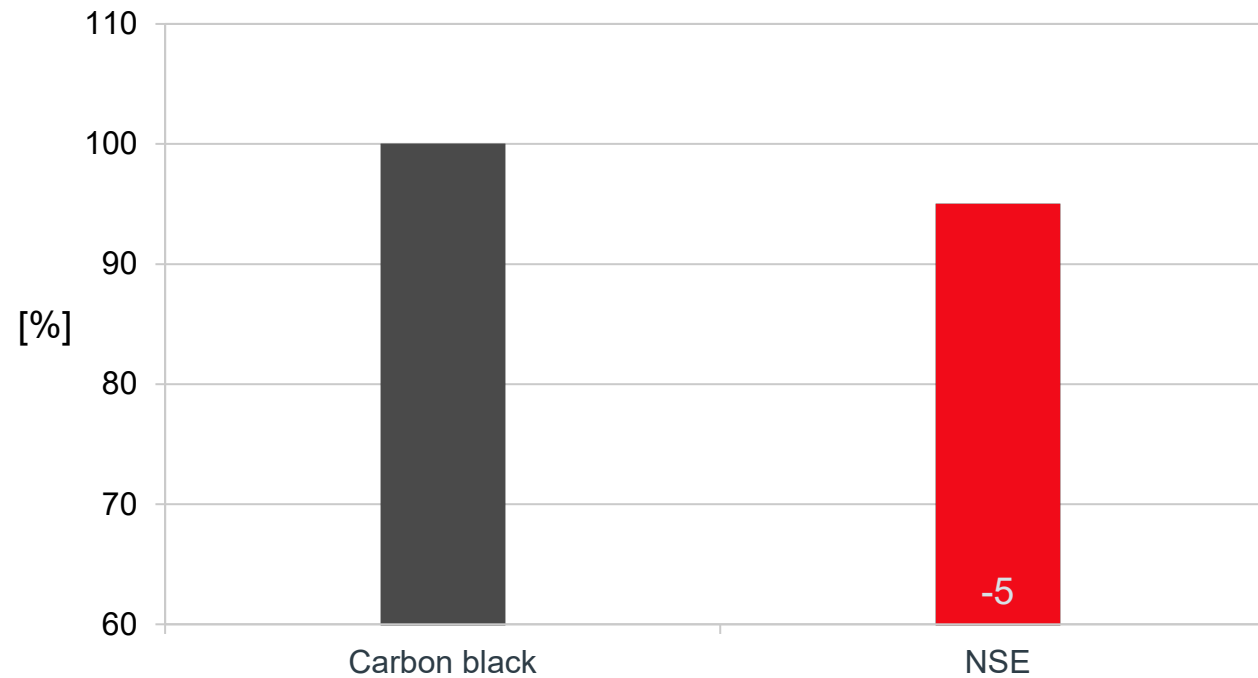
Resistance to hot air, water, fuel and oil






An additional benefit...


Reduction of CO₂ eq. after replacing CB with NSE, volume based





NSE vs. N 990

75 – 85 Shore A	Sillitin V 85	Aktisil Q	Aktisil AM
Tensile strength	=	+	+
Elongation at break	+	=	
Modulus 100 %		+	+
Tear resistance	=		
Abrasion resistance	=	=	+
CS ISO 232 °C	=	=	=
Resistance to hot air	+	+	+
Resistant to water		=	=
Resistance to fuel	=		=
Resistance to oil	=	=	



We supply materials for good ideas!

HOFFMANN MINERAL GmbH
Muenchener Straße 75
DE-86633 Neuburg (Donau)

Phone: +49 8431 53-0
Internet: www.hoffmann-mineral.com
E-mail: info@hoffmann-mineral.com

Our applications engineering advice and the information contained in this memorandum are based on experience and are made to the best of our knowledge and belief, they must be regarded however as non-binding advice without guarantee. Working and employment conditions over which we have no control exclude any damage claim arising from the use of our data and recommendations. Furthermore we cannot assume any responsibility for patent infringements, which might result from the use of our information.




Results in tabular form

		N 990	Sillitin V 85	Aktisil Q	Aktisil AM
Rheology					
Mooney viscosity, ML 1+4, 100 °C	MU	71	104	96	99
Rotorless Curemeter, M_{min} , 177 °C	Nm	0.03	0.05	0.04	0.06
Rotorless Curemeter, V_{max} , 177 °C	Nm/min	2.2	0.6	1.4	0.8
Rotorless Curemeter, t_{90} , 177 °C	min.	2.1	5.0	3.1	3.7
Mechanical properties (cured 10 min. / 177 °C, no post-cure)					
Hardness	Shore A	74	74	77	78
Tensile strength	MPa	9.5	8.9	10	14
Elongation at break	%	272	303	235	151
Modulus 50 %	MPa	2.5	2.7	3.5	4.2
Modulus 100 %	MPa	4.0	4.4	6.2	9.3
Tear resistance	N/mm	4.4	4.5	3.9	2.7
CS ISO 70 h / 232 °C / 25 %	%	66	71	80	60
Abrasion loss	mm ³	257	250	230	145




Results in tabular form

		N 990	Sillitin V 85	Aktisil Q	Aktisil AM
Mechanical properties (cured 10 min. / 177 °C, post-cure 24 h / 232 °C)					
Hardness	Shore A	77	76	79	81
Tensile strength	MPa	12	11	15	15
Elongation at break	%	192	220	165	133
Modulus 50 %	MPa	3.3	3.4	4.5	4.8
Modulus 100 %	MPa	6.0	6.6	9.4	11
Tear resistance	N/mm	4.3	4.6	3.5	2.8
CS ISO 70 h / 232 °C / 25 %	%	35	32	34	35
Abrasion loss	mm ³	186	170	180	140




Results in tabular form

		N 990	Sillitin V 85	Aktisil Q	Aktisil AM
Storage in hot air, 70 h / 232 °C					
Hardness	Shore A	80	78	79	81
Tensile strength	MPa	15	13	14	15
Elongation at break	%	203	210	162	139
Δ Hardness	Shore A	+3	+2	0	0
Δ Tensile strength	%	+22	+12	-7.4	+0.5
Δ Elongation at break	rel.%	+5.6	-4.5	-2.3	+4.9




Results in tabular form

		N 990	Sillitin V 85	Aktisil Q	Aktisil AM
Storage in water, 168 h / 60 °C					
Hardness	Shore A	79	76	79	79
Tensile strength	MPa	11	8,7	12	14
Elongation at break	%	224	288	185	176
Δ Hardness	Shore A	+2	0	0	-2
Δ Tensile strength	%	-7.3	-23	-19	-6,4
Δ Elongation at break	rel.%	+16	+31	+12	+33
Δ Weight	%	+0.4	+0.9	+0.7	+0.9
Δ Volume	%	+0.2	+0.9	+0.5	+1.1



Results in tabular form

		N 990	Sillitin V 85	Aktisil Q	Aktisil AM
Storage in fuel, 70 h / 23 °C					
Hardness	Shore A	65	63	68	67
Tensile strength	MPa	7.8	6.3	7.6	8.5
Elongation at break	%	165	173	105	103
Δ Hardness	Shore A	-12	-13	-11	-14
Δ Tensile strength	%	-35	-44	-50	-44
Δ Elongation at break	rel.%	-14	-21	-37	-23
Δ Weight	%	+7.5	+7.2	+7.7	+7.9
Δ Volume	%	+17	+18	+19	+19



Results in tabular form

		N 990	Sillitin V 85	Aktisil Q	Aktisil AM
Storage in oil, 168 h / 150 °C					
Hardness	Shore A	75	76	80	80
Tensile strength	MPa	8.6	11	13	9.0
Elongation at break	%	171	152	117	68
Δ Hardness	Shore A	-2	0	+1	-1
Δ Tensile strength	%	-29	+0.2	-16	-41
Δ Elongation at break	rel.%	-11	-31	-29	-49
Δ Weight	%	+0.6	+0.6	+0.7	+0.7
Δ Volume	%	+1.0	+0.6	+0.6	+0.9